

FASTER WAY

T O F A T L O S S ®

BUILD A BETTER *booty*



Your Complete Guide to Building
Round, Lifted Glutes

DISCLAIMER

The information provided in this guide, titled: "Build a Better Booty, Your Complete Guide to Building Round, Lifted Glutes," is intended for educational and informational purposes only. It is not a substitute for professional medical advice, diagnosis, or treatment. Always consult with a qualified healthcare provider before beginning any new fitness program, making significant changes to your diet, or starting any exercise regimen, especially if you have pre-existing medical conditions or health concerns.

The content within this guide is based on general principles of fitness and may not be suitable for everyone. Individual results may vary, and it is essential to understand that no fitness program can guarantee specific outcomes. Your progress will depend on various factors, including your dedication, genetics, and adherence to the recommendations provided.

Any exercises, nutrition guidelines, or training programs presented in this guide should be performed with caution and proper form. Incorrect execution of exercises can lead to injuries. It is advisable to seek guidance from a certified fitness professional or personal trainer to ensure that you are performing exercises safely and effectively.

The author(s) and publisher of this guide disclaim any liability for any injuries, losses, or damages that may result from the use of the information presented herein. By following the advice and recommendations in this guide, you do so at your own risk. It is essential to listen to your body, exercise sound judgment, and make informed decisions regarding your health and fitness.

Always consult with a qualified healthcare provider or medical professional before making any significant changes to your lifestyle, diet, or exercise routine, especially if you have any underlying health conditions, medical concerns, or are taking medications. The information provided in this guide is not intended to replace professional medical advice or treatment.

Your health and well-being are of utmost importance. Proceed with your fitness journey responsibly, and prioritize safety and informed decision-making.

Table of CONTENTS

- Page 1:** Guide Cover
- Page 2:** Disclaimer
- Page 3:** Table of Contents
- Page 4:** A note from Amanda Tress
- Page 5:** Introduction to Glute Muscle Growth
- Page 6:** Why Strong Glutes Matter
- Page 7:** Setting Realistic Goals
- Page 8:** Muscle Function and Everyday Activities
- Page 9:** Why Muscle Anatomy Matters
- Pages 10-11:** Nutrition for Glute Growth
- Page 12:** Macronutrients for Muscle Growth
- Page 13:** Breakdown Your Macronutrients
- Page 14:** Micronutrients
- Page 15:** Safety & Proper Form
- Page 16:** Perfect Form Tips
- Page 17:** Designing Your Glute Workout Routine
- Page 18:** Weekly Split
- Page 19-21:** Choosing the Right Exercises
- Page 22:** Workout Structure
- Page 23-25:** Workout Plan
- Page 26-27:** Incorporate Progressive Overload
- Page 28:** Why Progressive Overload Works for Glute Growth
- Page 29:** Rest & Recovery
- Page 30:** Optimizing Rest and Recovery for Glute Growth
- Page 31-32:** Avoiding Common Mistakes
- Page 33-34:** Tracking & Measuring Progress
- Page 35-36:** Strategies for Overcoming Plateaus
- Page 37:** Join Us



Who doesn't want a better booty, am I right? This is exactly where you want to be to make it happen. Our FASTER Way to Fat Loss program will get you strong glutes that show off that perfect peach in any outfit. I'm excited to have you as a part of our fitness community and excited to be your trusted guide on this path to achieving your goals.

Inside this comprehensive guide, you'll discover a treasure trove of knowledge, actionable strategies, and expert advice to help you unlock the full potential of your glute muscles. Whether you're a beginner just starting your fitness journey or an experienced lifter looking to take your glutes to new heights, we've tailored this guide to meet your needs.

Now, take a deep breath, lace up those sneakers, and let's get started. Your glutes are about to become the powerhouse you've always dreamed of, and we can't wait to see you thrive.

Founder & CEO

Amanda Tress



INTRODUCTION TO GLUTE MUSCLE GROWTH

Your glute muscles, often referred to simply as "glutes," are among the largest and most powerful muscles in your body. They play a crucial role in various daily activities, sports performance, and overall physical health. And, muscle and fat placement is how you get the defined, shapely tush you want. In this chapter, we will explore the significance of developing strong and well-defined glutes, and why you might want to embark on a journey to grow them.

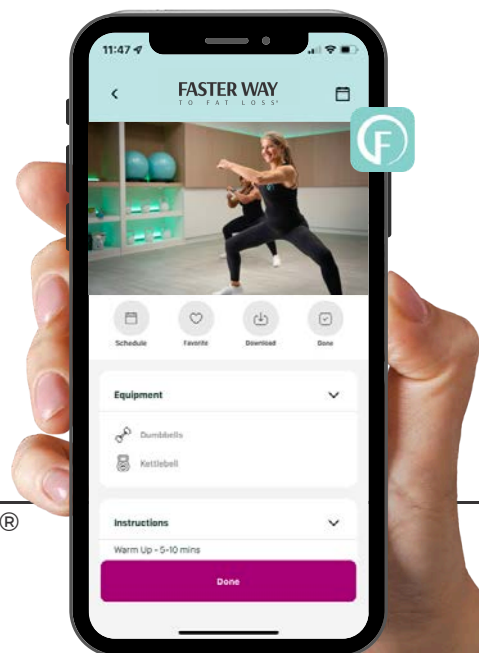
THE FUNCTION OF THE GLUTE MUSCLES

HIP EXTENSION

The primary function of the gluteus maximus, the largest of the glute muscles, is hip extension. This means they are responsible for the movement that straightens your hip joint when you stand up from a seated position, jump, or run. Strong glutes are essential for powerful movements.

HIP ABDUCTION

The gluteus medius and minimus, smaller glute muscles, assist in hip abduction (moving your leg away from your body's midline) and rotation. These actions are vital for balance and stability, especially during activities like walking, running, and even standing on one leg.



WHY STRONG GLUTES MATTER

IMPROVED ATHLETIC PERFORMANCE

Whether you're an athlete or a recreational fitness enthusiast, strong glutes can enhance your performance in various sports and activities. They provide the power needed for explosive movements, sprinting, and jumping.

INJURY PREVENTION

Weak glutes can contribute to poor posture, lower back pain, and a higher risk of injuries, such as hamstring strains and knee issues. By strengthening your glutes, you can help prevent these problems.

AESTHETIC BENEFITS

Let's face it—many people desire a well-defined and shapely rear end. Developing your glutes can help you achieve a more attractive and balanced physique.

ENHANCED DAILY FUNCTIONALITY

Strong glutes make everyday tasks like climbing stairs, lifting heavy objects, and getting up from a chair easier and more efficient.

METABOLIC BENEFITS

Muscle tissue, including the glutes, burns more calories at rest than fat tissue. Building and maintaining muscle can contribute to a higher metabolism and better long-term weight management.

SETTING REALISTIC GOALS

WHAT IS MY GOAL?

Be as specific and as realistic as you can. Define your perfect peach. Round? Lifted? Leaner? Stronger?

.....

.....

WHY DO I WANT THIS?

What is your true reason? This is important as it will keep you motivated throughout this journey.

.....

.....


.....

.....

BY WHEN WOULD YOU LIKE TO ACHIEVE THIS GOAL?

.....

.....



MUSCLE FUNCTION AND EVERYDAY ACTIVITIES

Understanding how these muscles function in everyday activities can help you appreciate their importance:



01

SITTING TO STANDING

When you transition from sitting to standing, your gluteus maximus contracts to extend your hips and lift your body.

02

WALKING AND RUNNING

The gluteus maximus plays a crucial role in propelling your body forward during walking and running by extending the hip joint with each step.

03

BALANCE AND STABILITY

The gluteus medius and minimus work together to stabilize your pelvis when you're standing on one leg or moving laterally. This is essential for balance during activities like yoga or sports that involve quick changes in direction.

04

CLIMBING AND STAIRS

When you climb stairs or ascend an incline, your glutes are responsible for hip extension, aiding in leg and body movement.

WHY MUSCLE ANATOMY MATTERS

Knowing the anatomy of the glute muscles is essential for several reasons:

TARGETED TRAINING

By understanding the specific roles of each muscle, you can select exercises that emphasize the gluteus maximus, medius, or minimus, depending on your goals.

PREVENTING IMBALANCES

Balanced glute development is not only aesthetically pleasing but also crucial for preventing injuries and maintaining functional movement patterns. Knowledge of muscle anatomy allows you to avoid overdeveloping one muscle at the expense of another.



EFFECTIVE EXERCISE SELECTION

You can choose exercises that mimic real-world movements and activities, making your training more functional and applicable to your daily life.

INJURY PREVENTION

A comprehensive understanding of muscle anatomy can help you avoid exercises that may strain or injure your glutes if performed incorrectly.

In the sections that follow, we'll explore various glute-specific exercises and techniques to target each of these muscles effectively. Whether your goal is strength, aesthetics, or improved performance, a solid foundation in glute anatomy will be invaluable on your journey to growing stronger and shapelier glutes.

NUTRITION FOR GLUTE GROWTH

As you embark on your journey to grow your glute muscles, it's essential to remember that exercise is only one part of the equation. Proper nutrition plays a fundamental role in achieving your muscle growth goals. Now, we'll explore the significance of nutrition, the macronutrients and micronutrients your body needs, and how to follow a meal plan that supports your glute muscle development.

THE ROLE OF NUTRITION IN MUSCLE GROWTH

Nutrition is often considered the foundation of any successful fitness program, and growing your glute muscles is no exception. Here's why it matters:

1

MUSCLE REPAIR AND GROWTH

Your muscles require specific nutrients to repair and grow after exercise. Protein, in particular, is crucial for muscle protein synthesis, the process by which your body builds and repairs muscle tissue.

2

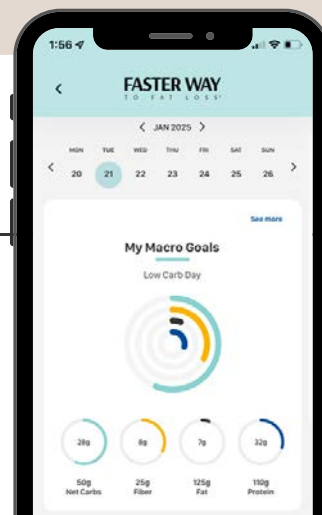
ENERGY FOR WORKOUTS

Carbohydrates are your body's primary source of energy. Adequate carbohydrate intake ensures you have the energy to perform your glute-focused workouts effectively.

3

OVERALL HEALTH AND FUNCTION

Proper nutrition supports your overall health, including hormonal balance, bone health, and immune function. These factors indirectly influence muscle growth and recovery.



NUTRITION FOR GLUTE GROWTH

Calories are units of measurement for energy. In the context of nutrition, calories represent the amount of energy that food and beverages provide when consumed. Our bodies use these calories for various essential functions and activities. Here's how calories are used by our body:

BASAL METABOLIC RATE (BMR)

The majority of the calories we consume are used to support our basal metabolic rate, which is the energy expended by our body to maintain basic functions at rest. These functions include breathing, circulation, cell production and repair, maintaining body temperature, and more. BMR accounts for a significant portion of our daily calorie expenditure.

DIGESTION AND ABSORPTION

The process of digesting and absorbing food also consumes calories. This is known as the thermic effect of food (TEF) or diet-induced thermogenesis. It takes energy to break down and absorb the nutrients from the food we eat.

MUSCLE GROWTH

Calories are essential for the repair and growth of muscle tissue. When you engage in resistance training or strength exercises, your body uses calories to repair and build muscle fibers.

PHYSICAL ACTIVITY

Calories are burned during physical activities, such as exercise, walking, and even fidgeting. The more active you are, the more calories your body requires to fuel those activities. Different types of activities burn calories at different rates, with more intense activities typically burning more calories per unit of time.

THERMOREGULATION

Maintaining a stable body temperature requires energy. When it's cold, your body burns extra calories to generate heat (thermogenesis). Conversely, in hot weather, your body may burn calories to cool down through sweating and other cooling mechanisms.

STORAGE

Excess calories are stored in the form of glycogen in the liver and muscles, and as fat in adipose tissue. These stored calories can be used as an energy reserve when you consume fewer calories than your body needs, as in times of fasting or calorie deficit.

MACRONUTRIENTS FOR MUSCLE GROWTH

Macronutrients, often referred to as "macros," are the three primary classes of nutrients that make up the bulk of our diet and provide us with energy. These macronutrients are essential for maintaining bodily functions, supporting growth, and fueling physical activity. The three main macronutrients are:

PROTEIN

Protein is essential for muscle repair and growth. Aim to include lean protein sources such as chicken, turkey, lean beef, fish, eggs, and plant-based options like tofu and legumes in your diet.

CARBOHYDRATES

Carbohydrates provide the energy needed for intense workouts. Opt for complex carbohydrates like whole grains, oats, sweet potatoes, and brown rice to sustain energy levels.


FATS

Healthy fats, such as those found in avocados, nuts, seeds, and olive oil, support hormone production and overall health. They are essential for a well-rounded diet.




BREAKDOWN YOUR MACRONUTRIENTS

The breakdown of macronutrients into the three main areas we mentioned generally looks like this: half are carbohydrates, 20% are protein and 30% are healthy fats. The body requires each nutrient to provide different vitamins and minerals. Therefore, we need this balance of macronutrients for our health and overall well-being. In our program, we strategically determine the proper amount of macros for each Individual client, but here is a great place to start as a baseline.




CARBOHYDRATES

50% of your macronutrient intake should come from carbohydrates. Choose complex carbs such as fruits and veggies, sweet potatoes, oats, or brown rice.



PROTEIN

20% of your daily macronutrients should come from proteins. Consider lean meat such as chicken, seafood options include salmon or white fish, or tofu if you're vegetarian/vegan. Quinoa is also a great source of protein.



HEALTHY FATS

30% of your total daily calories should come from healthy sources of fat. Our bodies need fats for brain function and other critical vitamin absorption among other things. Try avocados, nuts, olive oil, and eggs.

MICRONUTRIENTS

By balancing out your macronutrients, you'll also get a balance of micronutrients. Micronutrients is a holistic name given to vitamins and minerals. Although there are many vitamins and minerals that our body needs for proper functioning, only certain nutrients will help our booty grow. The FASTER Way to Fat Loss encourages whole food nutrition to ensure we get the right macronutrients and micronutrients in our body.

VITAMINS

Vitamins like A, C, D, and E play roles in muscle repair, immune function, and overall well-being.

MINERALS

Minerals like calcium, magnesium, and potassium are vital for muscle contraction and bone health. Iron supports oxygen transport to muscles and is essential for energy production.

OMEGA-3 FATTY ACIDS

These healthy fats reduce inflammation and support joint health, which is important for effective training. Healthy fats also support brain function.



SAFETY & PROPER FORM



Warm-Up:

Begin your workout with a dynamic warm-up to increase blood flow to the muscles and prepare them for exercise.

Proper Technique:

Learn and practice correct exercise techniques. If you're unsure, consider working with a certified personal trainer.

Gradual Progression:

Start with weights or resistance that you can handle comfortably, and progressively increase the load as you become stronger.

Controlled Movements:

Perform exercises through a full range of motion with controlled, deliberate movements. Avoid using momentum.

Breathing:

Maintain proper breathing techniques during exercises. Generally, you exhale during the exertion phase and inhale during the relaxation phase.

Rest and Recovery:

Allow sufficient time for muscle recovery between workouts. Overtraining can lead to fatigue and injuries.

Flexibility:

Incorporate stretching exercises to maintain flexibility and prevent muscle imbalances.

PERFECT FORM

Tips

01 >>

AVOID BOUNCING

When you're doing cardio exercises like running or biking or weight lifting, it's important to avoid bouncing. Bouncing puts unnecessary stress on your joints and can lead to injuries. Instead, try to keep your body as still as possible.

02 >>

KEEP YOUR BODY STRAIGHT

It's important to keep your body straight when you're exercising, especially if you're doing weight-bearing exercises. This means keeping your shoulders back, your spine in alignment, and your pelvis level. Not only will this help you avoid injury, but it will also help you get the most out of your workout.

03 >>

USE YOUR CORE MUSCLES

One of the most important things you can do when exercising is to focus on using your core muscles. Your core includes all of the muscles in your abdomen, lower back, and hips. Strengthening your core muscles can help improve your balance and stability, and can also help reduce the risk of injuries.

04 >>

DON'T HOLD YOUR BREATH

Holding your breath during exercise can cause you to feel lightheaded or dizzy, and it can also raise your blood pressure. Instead, breathe deeply and steadily throughout your workout. You should be able to talk while you're exercising, but if you can't, that's a sign you need to slow down or take a break.

BOOTY!

DESIGNING YOUR **GLUTE** WORKOUT ROUTINE

You may remember, at the start of this guide, we discussed the anatomy of your booty muscles. In order to grow your best roundilicious booty, each one of your workouts should target all three muscles within your glutes. This is the best and fastest way to get the best results. So, in this chapter, we will take a look at:

- Setting up a training schedule
- Choosing the right exercises
- Progressive overload and tracking progress

SETTING UP A TRAINING SCHEDULE

Setting up a training schedule is a crucial step in your journey to grow and strengthen your glute muscles effectively. A well-structured schedule not only keeps you on track but also ensures that you're consistently challenging your muscles for growth while allowing for adequate recovery. Here's how to create a training schedule tailored to your goals and lifestyle:

The first thing is first, assess your availability. When can you exercise? What time of day are you less distracted? When can you focus most? How many days a week can you exercise? For optimal glute muscle development, aim to train your glutes at least 2-3 times per week. More frequent training can be beneficial for some individuals, but beginners may start with 1-2 weekly sessions and gradually increase as they progress.

Aside from exercising the glutes, it's also important that you incorporate other body exercises too. For example, upper body, abs, arms and chest, and back. If you exercise only your glutes, you are going to face muscle imbalance. And you'll less likely achieve that fit physique that you are looking for. So, when creating your training schedule, make sure to create an appropriate workout split. For example, most fitness enthusiasts exercise glutes and legs, back and biceps, chest and triceps, abs and shoulders, and then take a day break. Then, they go back to day 1: legs and glutes. Use the next page to write down your workout split.

WEEKLY *Split*

WEEK 1 & 2

MON

TUES

WED

THURS

FRI

WEEK 3 & 4

MON

TUES

WED

THURS

FRI

WEEK 5 & 6

MON

TUES

WED

THURS

FRI

WEEK 7 & 8

MON

TUES

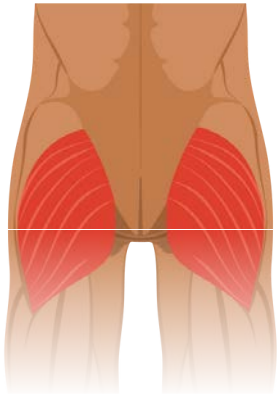
WED

THURS

FRI


CHOOSING THE RIGHT EXERCISES

As mentioned at the start, it's important to perform exercises that target all three major muscles in the glutes. Here are some of the best exercises that target each muscle.




GLUTEUS MAXIMUS


The muscle in your butt called gluteus maximus helps you lift your thigh and move your leg backward. You need this muscle for activities like walking, running, and jumping. It's important to keep your glutes strong so that they don't put extra strain on other muscles in your body, which could lead to injury.




HIP THRUSTS




BACK EXTENSION




BACK EXTENSION



GLUTE KICKBACK

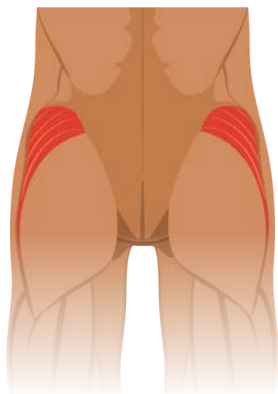


GLUTE BRIDGE




STEP UPS

CHOOSING THE RIGHT EXERCISES




GLUTEUS MEDIUS

The muscles on the side of your hip called gluteus medius are super important. They help keep your hips aligned, prevent injuries, improve your posture, make you stronger, and even boost your athletic performance




SIDE LEG LIFTS



CLAMSHELLS




REVERSE FROG PUMPS



BANDED WALKS

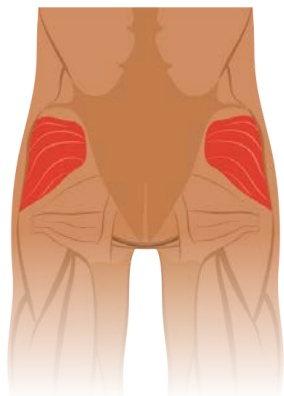


SIDE LEG LUNGES



REVERSE SCISSORS


CHOOSING THE RIGHT EXERCISES



GLUTEUS MINIMUS

The little glute muscle called gluteus minimus, may be small, but it has a big job in keeping your hips stable. It's part of the group of muscles in your buttocks and is located on the outer side of your hip bone, connecting to your thighbone. This muscle is responsible for supporting your hip joint, keeping your pelvis aligned, and allowing you to move your leg with control.


Not only does the gluteus minimus have a mechanical role, but it's also important for preventing injuries and pain in various areas like your lower back, hips, knees, and even ankles. It works together with other muscles in your hips and thighs to maintain balance in your body and prevent movements that could lead to injuries.




SQUATS



SPLIT SQUATS




LUNGES



STEP UPS



SIDE LEG LUNGES



SINGLE LEG BRIDGE

WORKOUT STRUCTURE

This workout has been designed to help you create that round, lifted booty. It's important that you include a variety of exercises that target all three muscle groups discussed in this guide.

This workout plan requires that you train your booty 3 times a week. You can choose your days in the week as long as you give your glutes at least 24 hours of rest. So, every second day is ideal, but if you have a busy schedule, then it is absolutely fine to adjust this plan to fit your needs.

Before each training day, please make sure to warm up. This helps to make the muscles ready for a workout. As a result, you'll be able to train a lot harder, and in turn, this will make your workouts more effective. Below, you'll find a workout schedule. But remember, a comprehensive plan paired with the booty workout is what will maximize your overall fitness.




WORKOUT SCHEDULE



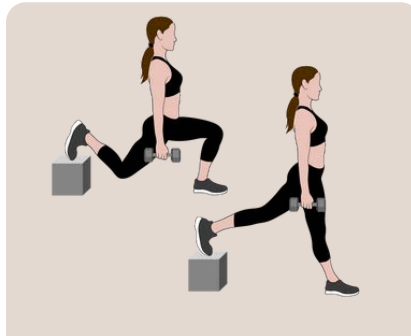
WORKOUT PLAN

DAY 1




SQUATS

SETS X REPS **2 X 15**




BULGARIAN SQUAT

SETS X REPS **3 X 12**
EACH LEG



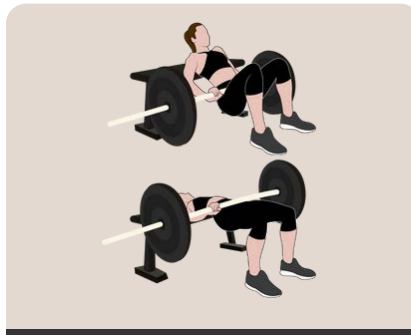
KICKBACKS

SETS X REPS **3 X 20**
EACH LEG



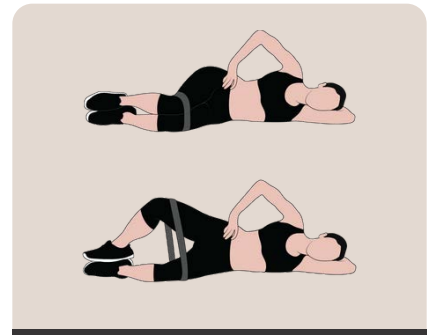
REVERSE FROG PUMPS

SETS X REPS **3 X 20**



HIP THRUSTS

SETS X REPS **3 X 15**




CLAMSHELLS

SETS X REPS **3 X 20**
EACH LEG


WORKOUT PLAN

DAY 2




SQUATS

SETS X REPS **2 X 15**




SINGLE LEG DEADLIFTS

SETS X REPS **3 X 12**
EACH LEG




BACK EXTENSIONS

SETS X REPS **3 X 20**



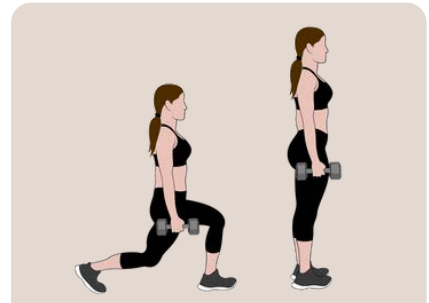
SIDE LEG LIFTS

SETS X REPS **3 X 20**
EACH LEG



HIP THRUSTS

SETS X REPS **3 X 15**




LUNGES

SETS X REPS **3 X 15**
EACH LEG


WORKOUT PLAN

DAY 3




SQUATS

SETS X REPS **2 X 15**




SIDE LEG LUNGES

SETS X REPS **3 X 15**
EACH LEG



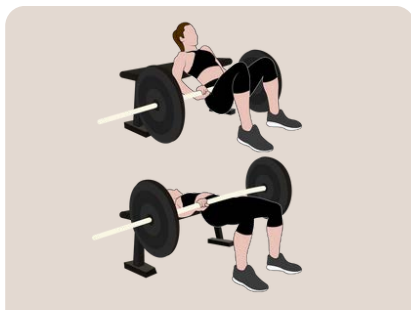
BACK EXTENSIONS

SETS X REPS **3 X 20**




STEP UPS

SETS X REPS **3 X 20**
EACH LEG



HIP THRUSTS

SETS X REPS **3 X 15**



BANDED WALKS

SETS X REPS **3 X 20**

INCORPORATE PROGRESSIVE OVERLOAD

Progressive overload is a fundamental principle in strength training and muscle development. We rely on it in the FASTER Way for phenomenal results in body composition and muscle definition. It involves systematically increasing the demands placed on your muscles over time to stimulate growth and improvements in strength. Understanding and applying progressive overload is essential for achieving your goal of growing and strengthening your glute muscles.

Progressive overload operates on the premise that your muscles adapt to the stress they are subjected to during exercise. When you perform resistance training, such as glute-focused exercises, you create micro-tears in your muscle fibers. To repair and adapt to these micro-tears, your body needs to increase muscle protein synthesis, which results in muscle growth and increased strength.

HERE'S HOW PROGRESSIVE OVERLOAD SUPPORTS GLUTE GROWTH:

INCREASED RESISTANCE

To promote muscle growth, you need to consistently challenge your glutes with heavier resistance over time. This means increasing the weight, resistance bands, or resistance levels (for machines) you use in your glute-focused exercises.

EXAMPLE:

If you start with a 20-pound dumbbell for squats, gradually increasing it to 25, 30, and so on, will create a progressive overload that stimulates glute growth.

MORE REPETITIONS

Another way to progressively overload your glutes is by increasing the number of repetitions you perform during your sets. This can help build endurance and muscle size.

EXAMPLE:

If you initially perform three sets of 10 squats, you can gradually increase to three sets of 12, 15, or more repetitions.

ENHANCED TIME UNDER TENSION

The time your muscles spend under tension during each repetition can impact muscle growth. Slowing down the eccentric (lengthening) phase of an exercise and controlling the weight can increase time under tension and promote muscle hypertrophy.

EXAMPLE:

During a squat, lower yourself slowly and under control, then explode upward during the concentric phase.

INCREASED TRAINING FREQUENCY

Progressively increasing the frequency of your glute-focused workouts can also be a form of overload. However, this should be done cautiously, as recovery is crucial to prevent overtraining.

EXAMPLE:

If you initially train your glutes twice a week, gradually add an extra session or consider more advanced split routines.

VARIED EXERCISES

Incorporating a variety of glute-specific exercises can provide progressive overload by targeting different aspects of your glute muscles.

EXAMPLE:

In addition to basic squats, you can include Bulgarian split squats, hip thrusts, or deadlifts in your routine to challenge your glutes from various angles.



WHY PROGRESSIVE OVERLOAD WORKS FOR GLUTE GROWTH

Progressive overload is effective for glute growth because it continually disrupts your muscles' homeostasis, forcing them to adapt and become stronger and larger. Here's how it benefits glute development:

1 INCREASED MUSCLE FIBER RECRUITMENT

As you progressively overload your glutes, your nervous system learns to recruit more muscle fibers during each repetition. This leads to greater muscle activation and growth potential.

2 HYPERTROPHY

Over time, progressive overload induces muscle hypertrophy, causing your glutes to increase in size. This results in a rounder and more sculpted appearance.

3 STRENGTH GAINS

Alongside muscle growth, progressive overload leads to increased strength. Stronger glutes not only look better but also enhance your overall physical performance in various activities.

4 CONSISTENT PROGRESS

Applying the principle of progressive overload ensures that your workouts remain challenging and productive. This consistency is essential for long-term glute growth.

REST & RECOVERY

In your quest for growing and strengthening your glute muscles, it's crucial not to underestimate the significance of rest and recovery. Contrary to what some might believe, muscle growth doesn't occur during the actual workout; it happens during the period of rest and recuperation. That's why rest is SO important in the FASTER Way. Let's delve into the importance of rest and recovery in your glute training journey and provide essential tips to optimize this phase of your fitness regimen.

Rest and recovery are the essential yin to the yang of intense glute-focused workouts. Here's why they are indispensable:



Muscle Repair and Growth:

During strength training, you create micro-tears in your muscle fibers. The rest period allows these tears to heal and regenerate, resulting in muscle growth and increased strength.

Prevention of Overtraining:

Overtraining can lead to fatigue, injuries, and stalled progress. Adequate rest ensures that you don't push your body beyond its limits.

Hormone Regulation:

Restorative processes that contribute to muscle growth, such as the release of growth hormone, occur primarily during sleep and periods of rest.

Replenishing Energy Stores:

Glute-focused workouts deplete your body's energy stores, such as glycogen. Rest allows your body to restore these reserves for future workouts.

OPTIMIZING REST AND RECOVERY FOR GLUTE GROWTH

SLEEP

Quality sleep is one of the most critical aspects of recovery. Aim for 7-9 hours of uninterrupted sleep per night. Sleep is when your body undergoes the majority of its repair and growth processes.

NUTRITION

Proper nutrition plays a vital role in recovery. After workouts, consume a balanced meal or snack that includes protein and carbohydrates to replenish energy and support muscle repair.

FOAM ROLLING

Consider foam rolling to alleviate muscle tightness and improve blood flow. Additionally, include regular stretching exercises to maintain flexibility and reduce the risk of injury.

ACTIVE RECOVERY

Incorporate light activities like walking or gentle stretching on rest days. This helps maintain blood flow to your muscles, reducing soreness and aiding recovery.

HYDRATION

Stay well-hydrated throughout the day. Dehydration can impair muscle function and hinder recovery.

REST DAYS

Schedule rest days into your training program. One or two rest days per week are generally sufficient, but listen to your body. If you feel excessively fatigued or sore, don't hesitate to take extra rest.



AVOIDING COMMON MISTAKES

Achieving glute growth and strength requires commitment and consistency, but it also demands smart training practices. In this chapter, we'll explore some of the most common mistakes made in pursuit of glute development and provide guidance on how to avoid them for a successful fitness journey.

OVERTRAINING

Overtraining occurs when you push your body beyond its capacity to recover adequately. It can lead to fatigue, decreased performance, injuries, and hindered progress.

HOW TO AVOID IT:

Pay attention to signs of overtraining such as chronic fatigue, excessive soreness, sleep disturbances, or a decline in performance. If you notice these signs, consider taking extra rest days or modifying your training intensity.

POOR FORM AND TECHNIQUE

Performing exercises with incorrect form and technique not only reduces the effectiveness of the workout but also increases the risk of injury.

HOW TO AVOID IT:

Ensure you have a proper understanding of exercise technique. Seek guidance from certified trainers, watch instructional videos, or consider working with a personal trainer.

INADEQUATE NUTRITION

Nutrition is a crucial component of any fitness plan. Inadequate nutrition can limit your muscle growth potential and hinder recovery.

HOW TO AVOID IT:

Consume a well-balanced diet that includes lean protein sources, complex carbohydrates, healthy fats, and a variety of fruits and vegetables.

INADEQUATE SLEEP

Sleep is when your body undergoes crucial recovery and muscle-building processes. Inadequate sleep can impair your progress and overall health.

HOW TO AVOID IT:

Aim for 7-9 hours of quality sleep per night, as sleep quality matters as much as quantity.

NEGLECTING MOBILITY AND FLEXIBILITY

Neglecting mobility and flexibility can lead to limited range of motion, muscle imbalances, and increased risk of injury.

HOW TO AVOID IT:

Include dynamic warm-up exercises before your workout to prepare your muscles and joints. After your workout, perform static stretches to improve flexibility.

TRACKING & MEASURING PROGRESS

Tracking and measuring your progress is an integral part of any successful fitness journey. It provides you with tangible evidence of your hard work and helps you stay motivated. In this chapter, we'll explore various methods to monitor your progress effectively as you work towards your glute growth and strength goals.

01

KEEPING A WORKOUT JOURNAL

A workout journal is a valuable tool for tracking your exercise routines, sets, reps, and weights. It offers a clear record of your training history and helps you make informed decisions about your future workouts. Here's how to create and use a workout journal:

- » After each workout, jot down details like the exercises you performed, the number of sets and reps, the weights used, and any additional notes (e.g., how you felt during the workout).
- » Regularly review your journal to monitor your progress. Look for trends in strength gains, workout consistency, and areas where you may need improvement.
- » Use your workout journal to set specific, measurable, achievable, relevant, and time-bound (SMART) goals for your glute growth journey. Update these goals as you achieve them.

02

USING BEFORE-AND-AFTER PHOTOS

Before-and-after photos are a visual representation of your progress and can be incredibly motivating. Follow these steps to create and utilize effective progress photos:

- » At the start of your fitness journey, capture clear and well-lit photos of your glutes from multiple angles. Make sure to wear similar clothing and maintain consistent lighting for accurate comparisons.
- » Take progress photos at regular intervals, such as once a month or every 6-8 weeks. This allows you to track changes over time.
- » Compare your current photos to your initial ones to gauge your glute growth and overall progress. Take note of any noticeable changes in size, shape, or definition.

03

MONITORING STRENGTH GAINS

Strength gains and muscle measurements provide concrete data on your progress. Here's how to incorporate these methods into your tracking routine:



Regularly test your strength on benchmark exercises (e.g., squats, deadlifts) to assess improvements. Keep a record of your one-repetition maximum (1RM) or other relevant strength metrics.



Use a tape measure to measure the circumference of your glutes, thighs, and waist at consistent landmarks (e.g., the widest part of your glutes). Record these measurements and track changes over time.



Aim to measure strength or muscle circumference every 4-8 weeks to observe trends and make necessary adjustments to your training program.

RECOGNIZING AND OVERCOMING PLATEAUS

- **Review Your Data:**

- Go back through your progress tracking records to identify when the plateau began. Look for patterns in your workouts or nutrition that may be contributing.

- **Change Your Routine:**

- Introduce variety into your workouts by changing exercises, rep ranges, or rest intervals. Shocking your muscles with new stimuli can break a plateau.

- **Nutrition Adjustments:**

- Reevaluate your nutrition plan. Ensure you're meeting your calorie and macronutrient needs for your goals. Consider consulting a nutritionist if needed.

- **Rest and Recovery:**

- Sometimes, inadequate recovery can lead to plateaus. Ensure you're getting enough rest, sleep, and active recovery to support muscle growth.

- **Consult a Professional:**

- If a plateau persists, consider seeking guidance from a fitness coach or personal trainer. They can provide expert advice and design a new plan tailored to your needs.

STRATEGIES FOR OVERCOMING PLATEAUS

Tracking and measuring your progress is an integral part of any successful fitness journey. It provides you with tangible evidence of your hard work and helps you stay motivated. In this chapter, we'll explore various methods to monitor your progress effectively as you work towards your glute growth and strength goals.

PROGRESSIVE OVERLOAD

If you've hit a plateau, it's time to reevaluate your progressive overload strategy. Increase the resistance, intensity, or volume of your workouts. Gradually add more weight, perform extra repetitions, or modify your exercises to challenge your muscles in new ways.

CHANGE REPETITION RANGES

Altering your repetition ranges can stimulate muscle growth. If you've been doing primarily low repetitions with heavy weights, switch to higher repetitions with lighter weights for a different stimulus, and vice versa.

VARY EXERCISES

Introduce new exercises that target your glutes from different angles. For example, if you've been focusing on squats and lunges, try hip thrusts, Bulgarian split squats, or cable kickbacks to engage your muscles differently.

ADJUST REST INTERVALS

Manipulating rest intervals between sets and exercises can impact muscle growth. Shorten rest periods for a more intense workout, or lengthen them to ensure proper recovery.

STRATEGIES FOR OVERCOMING PLATEAUS

PERIODIZATION

Implement periodization into your training plan. This involves breaking your training program into distinct phases, each with a specific focus, intensity, and volume. This approach prevents stagnation and supports continuous progress.

NUTRITION AND RECOVERY

Ensure you're fueling your body adequately with the right nutrients. Pay attention to protein intake, caloric surplus (if your goal is muscle growth), and proper post-workout nutrition. Prioritize sleep and active recovery to optimize muscle repair.



JOIN US

READY FOR SHAPELY BEHIND PLUS A HEALTHY LIFESTYLE THAT BURNS FAT ALL OVER AND BOOSTS HEALTH?

WHEN YOU JOIN A NEW CLIENT ROUND OF THE FASTER WAY, YOU'LL GET:

- A personalized intermittent fasting and nutrition plan to maximize fat-burning
- Weekly workouts that boost metabolism and maintain muscle mass
- Guilt-free, tasty meal guide recipes and guides to stay on track
- Expert coaching and access to our private community for motivation and accountability
- The FASTER Way app with additional resources, tools and tracking

Our program is backed by science and combines intermittent fasting, strategic exercise, and healthy eating for safe, sustainable fat loss.

Hundreds of thousands have lost 10 pounds or more in just 6 weeks!

If you're ready to take your health and fat loss to the next level, the next FASTER Way round is for you!

We can't wait to build a fit, lean body the FASTER Way with you!

